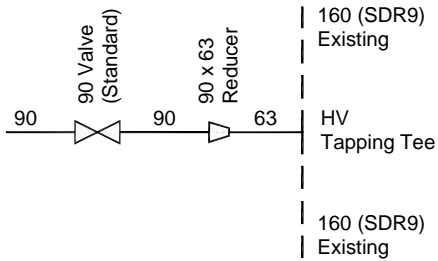
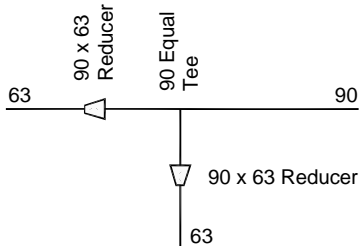


**CONNECTION DETAILS**

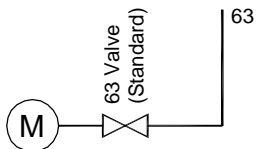
**HMX-001**



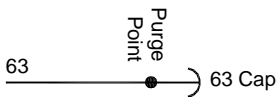
**HMX-002**



**HMX-003**



**HMX-004**



**KEY TO PIPES**

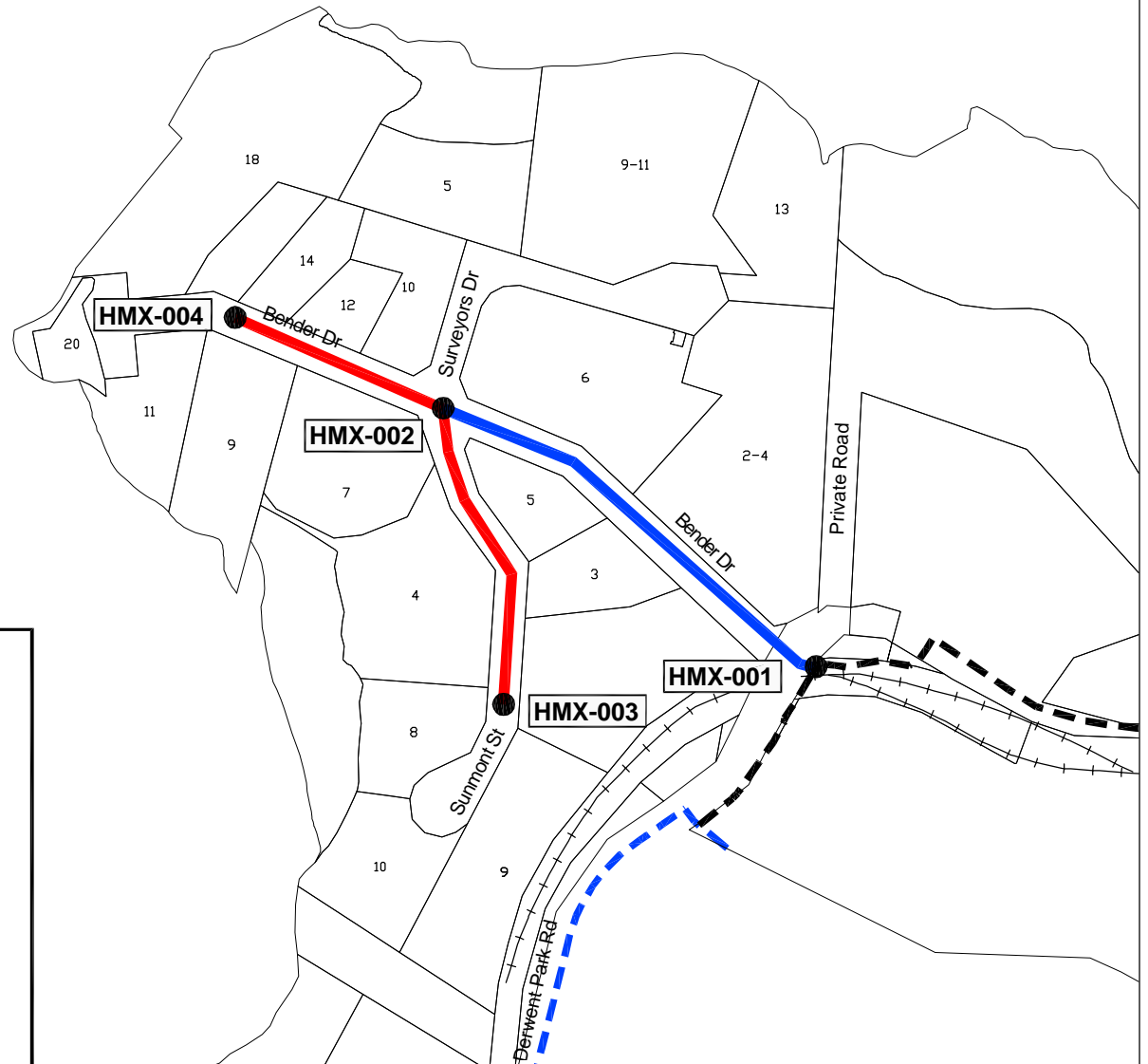
**STAGE 1 MAINS - EXISTING**

- 160mm PE Mains SDR9
- 90mm PE Mains SDR9

**PROPOSED PIPELINE ROUTES**

- 90mm PE SDR9
- 63mm PE SDR9

**HMX-002** Connection Location and ID No (HMX = Hobart Mains Extension) (000 = Unique no.)



|                                     | By           | Date     |
|-------------------------------------|--------------|----------|
| Designed                            | A. Bambridge | 21/06/05 |
| Drawn                               | G. Bennett   | 22/06/05 |
| Checked                             | A. Bambridge | 22/06/05 |
| Approved                            | B. Parsons   | 22/06/05 |
| Drawing of Drawings Revision No. 00 |              |          |
| Scale 1:4000                        |              |          |
| Dwg. Source                         |              |          |
| Source Ref. No. TGP/2/4/0042/R/00   |              |          |

**TASMANIAN GAS PROJECT**  
**HOBART GAS NETWORK**  
**CONNECTION DETAILS**  
**BENDER DRIVE AND SUNMOUNT STREET, DERWENT PARK**

**POWERCO**  
**GAS DIVISION**

Code \_\_\_\_\_  
A4: \_\_\_\_\_