



**2013 Aurora Pay As You Go
price comparison report**

(APAYG rates from 27 July 2013)

August 2013

Printed September 2013
Office of the Tasmanian Economic Regulator
Level 5, 111 Macquarie Street, Hobart TAS 7000
GPO Box 770, Hobart TAS 7001
Phone: (03) 6233 6323 Fax (03) 6233 5666

ISBN 978 0 7246 5236 5

Copyright
© Office of the Tasmanian Economic Regulator

TABLE OF CONTENTS

INTRODUCTION.....	4
OBSERVATIONS	5
METHODOLOGY AND ASSUMPTIONS	7
FORTNIGHTLY COMPARISONS	9
FORTNIGHTLY COMPARISONS – CONCESSION CUSTOMERS.....	12
ANNUAL COMPARISONS.....	15
APAYG RATES AND CHARGES: AS AT 27 JULY 2013.....	18
STANDARD REGULATED TARIFFS: AS AT 1 JULY 2013.....	19

INTRODUCTION

Aurora Energy offers a prepayment option, Aurora Pay As You Go (APAYG), to residential customers as an alternative to electricity supply via the standard regulated tariffs. As of 31 March 2013 APAYG was used by around 34 000, or 15 per cent, of Tasmanian residential customers. Approximately 47 per cent of APAYG customers receive a Government concession.

APAYG offers time of use pricing, which is currently unavailable to residential customers on standard regulated tariffs. Pricing is set in four time blocks during the day which varies between summer and winter,¹ weekdays and weekends. This allows APAYG customers to alter their electricity usage to take advantage of cheaper rates.

As with customers on the standard regulated tariffs, APAYG is available in three tariffs: OffPeak, Aurora Heating Discount (HydroHeat) and Standard. The tariff selected when converting to APAYG is based on the tariffs already available at the residence.

The APAYG product remains an unregulated product with the Regulator's role restricted to monitoring and reporting on APAYG price movements compared to standard regulated tariffs.

The comparison report is prepared to help customers make an informed choice as to which service offers more value to them. This is the eighth such report published by the Regulator.

It is difficult to make a definitive comparison between APAYG and standard regulated tariffs as the bills for standard regulated tariff customers are calculated on consumption for each tariff over a quarter and APAYG charges vary according to time of use and summer and winter rates.

A comparison, therefore, of costs between customers on standard regulated tariffs and APAYG rates will depend on:

- the tariff mix, i.e. whether they use Light and Power only, Light and Power and Hot Water, HydroHeat or OffPeak;
- whether they use comparatively more electricity in winter or summer, which will relate to the use of electric heating, among other things; and
- the amount of electricity used in the lower priced periods, such as after 8.00 pm in winter or on weekends, rather than the higher priced morning and evening working day periods.

¹ Seasons align with Tasmanian Eastern Daylight Time (daylight saving).

OBSERVATIONS

It is important to note that in July 2013, both APAYG and standard regulated tariffs increased uniformly by 1.79 per cent.

Some general observations can be made based on various assumptions about tariffs, consumption levels and patterns of use, when comparing prices paid by APAYG customers to those paid by customers on standard regulated tariffs:

- customers on the Standard (Light and Power and Hot Water) tariffs pay around \$4 more per fortnight on APAYG and \$66 to \$120 more per year on APAYG, depending on their level of consumption;
- concession customers on Standard (Light and Power and Hot Water) tariffs pay the same per fortnight in summer and up to \$11 less per fortnight in winter on APAYG, which amounts to around \$143 less on APAYG over the course of a year, depending on the level of consumption;
- HydroHeat customers (on Light and Power and HydroHeat tariffs) may pay up to \$10 more per fortnight in summer on APAYG, and \$8 less per fortnight in winter. For high consumption HydroHeat customers, there is very little difference between the annual cost on APAYG and the regulated tariffs, while customers with low to medium consumption may pay up to \$98 more on APAYG over the course of a year;
- HydroHeat customers eligible for a concession may pay around \$6 more per fortnight in summer and around \$12 less per fortnight in winter on APAYG compared to the regulated tariffs. This equates to these customers paying up to \$79 less over the course of a year on APAYG;
- OffPeak customers with medium to high consumption may pay around \$9 more on APAYG per fortnight in summer, and in winter, depending on consumption, may pay up to \$12 more per fortnight on APAYG. Over the course of the year, these customers may pay from \$74 to \$270 more on APAYG; and
- OffPeak customers with a concession may pay as little as \$5 more per fortnight in summer and up to \$6 less per fortnight in winter on APAYG, which means that over the course of the year, APAYG costs around the same as the regulated tariffs, with very little difference between the two products.

It therefore appears that APAYG may be less attractive for non-concession customers than the standard regulated tariffs as they would appear to be paying more over the course of a year. However, the difference in costs is less than \$120 per year in many circumstances (less than \$5 per fortnight), although the difference is greater for OffPeak customers who would need to examine their individual energy use to determine which option is more suited to their pattern of use.

Non-concession customers that consume proportionately more electricity in the winter months can expect to pay less on APAYG than their counterparts on standard regulated tariffs. However, every customer will have a different pattern of use and this will affect the comparative cost.

For customers eligible for a concession, APAYG may be an attractive option in many circumstances, with small savings on APAYG compared to the standard regulated tariffs. This appears to be most true for concession customers with high consumption, particularly in winter.

APAYG rates increased by 1.79 per cent in July 2013 which is around \$30 per year for low consumption customers and \$66 per year for high consumption customers. Standard regulated tariffs also increased by 1.79 per cent on 1 July 2013.

METHODOLOGY AND ASSUMPTIONS

Methodology

This price comparison is based on the typical customer methodology first established by the Regulator in its information paper *Typical Electricity Customers, March 2006* (updated in September 2010).² The methodology describes a set of 'typical customers' based on consumption patterns and the combination of tariffs from which they are supplied. In estimating costs for typical APAYG customers, a number of assumptions were made to take account of the differences between pricing structures for APAYG as compared to standard regulated tariffs. APAYG rates differ between summer and winter, weekdays and weekends, and time of day.

The consumption profile for concession customers has been found to be similar to the consumption profile of non-concession customers. Hence only one consumption profile has been used in the comparisons.

The comparisons in this report are based on rates for APAYG customers effective from 27 July 2013 and rates for standard regulated tariff customers effective from 1 July 2013.

The Report also compares the prices for APAYG and standard regulated tariff customers entitled to receive a relevant concession. Tariffs and concessions for APAYG and regulated tariffs can be found on the pages 18 and 19 of this report.

Assumptions

The following assumptions have been made in making the comparisons;

- **Seasonal consumption:** The electricity consumption splits in the following table were based on a high-level assessment of the consumption patterns for a typical customer on each of the Standard, HydroHeat or Offpeak tariff mixes.

	Summer : Winter consumption		
	Low	Medium	High
Standard	50:50	50:50	40:60
HydroHeat	50:50	40:60	30:70
OffPeak	n/a	40:60	30:70

² Available on the Regulator's website www.economicregulator.tas.gov.au.

- 40:60 indicates that 40 per cent of energy consumption occurs during the summer months and the remaining 60 per cent occurs during the winter months;
 - 30:70 indicates that 30 per cent of energy consumption occurs during the summer months and the remaining 70 per cent occurs during the winter months; and
 - 50:50 indicates that consumption is spread evenly throughout the year.
- **Relative consumption depending on day of the week:** It has been assumed that the level of consumption is not dependent on the day of the week. While different domestic factors could give rise to different consumption patterns, it has been assumed that the differences are minimal.
 - **Daily profile of energy consumption:** The daily consumption profile is based on data provided by Aurora Energy for APAYG customers in 2009-10. The profile differs between the summer and winter months, as well as between weekdays and weekends. The proportion of consumption in each price band is shown below as a percentage of total usage (summer and winter):

	Monday - Friday				Saturday and Sunday			
	6:30 am - 11 am	11am - 4:30 pm	4:30 pm - 10:30 pm	10:30 pm - 6:30 am	6:30 am - 11:00 am	11am - 4:30 pm	4:30 pm - 10:30 pm	10:30 pm - 6:30 am
Summer	16%	17%	24%	15%	6%	8%	9%	6%
Winter	15%	14%	18%	24%	5%	7%	7%	10%

- **Typical annual consumption and splits** between tariffs are taken from the *Typical Electricity Customers, September 2010* Information Paper.³

The sensitivity to assumptions has been tested by changing the ratio of usage between seasons, between Tariff 31 (residential light and power) and Tariff 41 (hot water) and the relative amounts used on weekdays and weekends. This testing resulted in small changes in annual costs.

- **Aurora tariffs:** the following tariffs have been used in comparisons:
 - Tariff 31 – Residential light and power;
 - Tariff 41 – Hot water supply systems;
 - Tariff 42 – HydroHeat (residential hot water and space heating); and
 - Tariff 61 – OffPeak.

³ Available on the Regulator's website www.economicregulator.tas.gov.au

FORTNIGHTLY COMPARISONS

The comparisons in this section are based on APAYG and standard regulated tariff customers and do not allow for any concessions.

Table 1: Fortnightly cost for low, medium and high consumption standard tariff customers (Tariff 31 – Light and Power and Tariff 41 - Hot Water)⁴

	Low		Medium		High	
	Summer	Winter	Summer	Winter	Summer	Winter
Regulated tariff	\$50	\$50	\$80	\$80	\$102	\$144
APAYG	\$55	\$54	\$85	\$83	\$106	\$145
Difference	+\$5	+\$4	+\$5	+\$3	+\$4	\$1

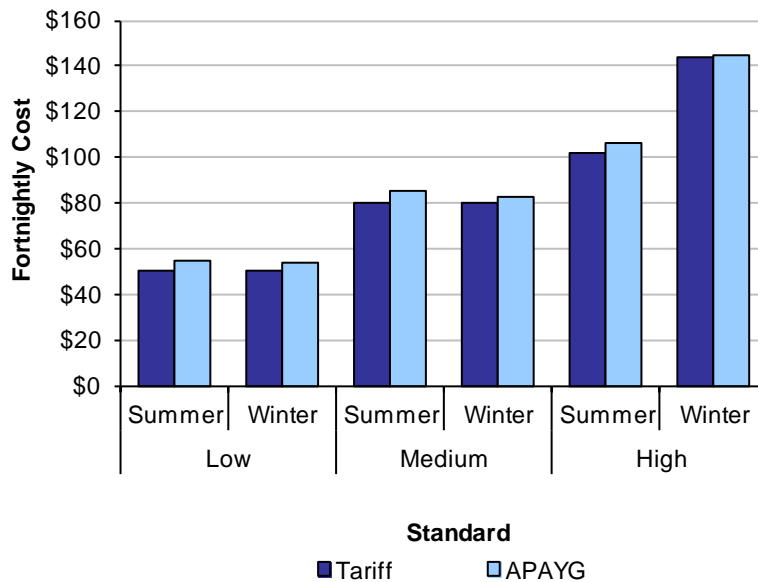


Table 1 shows that the fortnightly cost is around the same for APAYG standard customers and customers on the standard regulated tariff. Under low, medium and high consumption scenarios, there is less than five dollars per fortnight difference in the price between the two sets of customers. As found in previous comparisons, the difference between the fortnightly cost of APAYG and the standard regulated tariff is less in winter than in summer. High consumption customers who use proportionately more electricity in winter than in summer can expect to pay \$1 per fortnight more on APAYG.

⁴ See page 19 of this report for tariff details.

Table 2: Fortnightly cost for low, medium and high consumption HydroHeat customers (Tariff 31 and Tariff 42)

	Low		Medium		High	
	Summer	Winter	Summer	Winter	Summer	Winter
Regulated tariff	\$62	\$62	\$81	\$112	\$93	\$195
APAYG	\$69	\$62	\$89	\$110	\$103	\$187
Difference	+\$7	nil	+\$8	-\$2	+\$10	-\$8

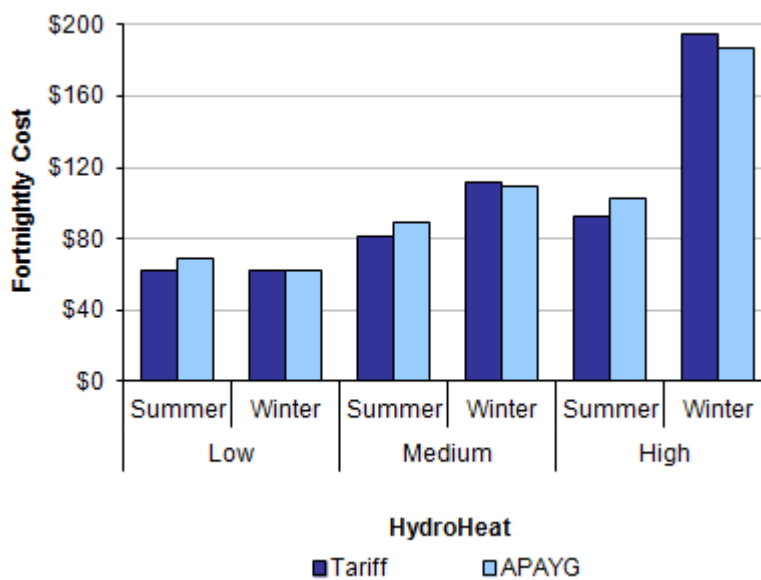


Table 2 shows that APAYG HydroHeat customers generally pay more per fortnight than customers on standard regulated tariffs in summer, but pay the same or less per fortnight in winter. APAYG HydroHeat customers with medium and high consumption may pay up to eight dollars less per fortnight in winter compared to customers on the standard regulated tariffs for HydroHeat.

Table 3: Fortnightly cost for OffPeak customers

	Tariff 31/61		Tariff 31/41/61		Tariff 31/42/61	
	Summer	Winter	Summer	Winter	Summer	Winter
Regulated tariff	\$69	\$95	\$72	\$141	\$80	\$159
APAYG	\$79	\$103	\$81	\$153	\$88	\$157
Difference	+\$10	+\$8	+\$9	+\$12	+\$8	-\$2

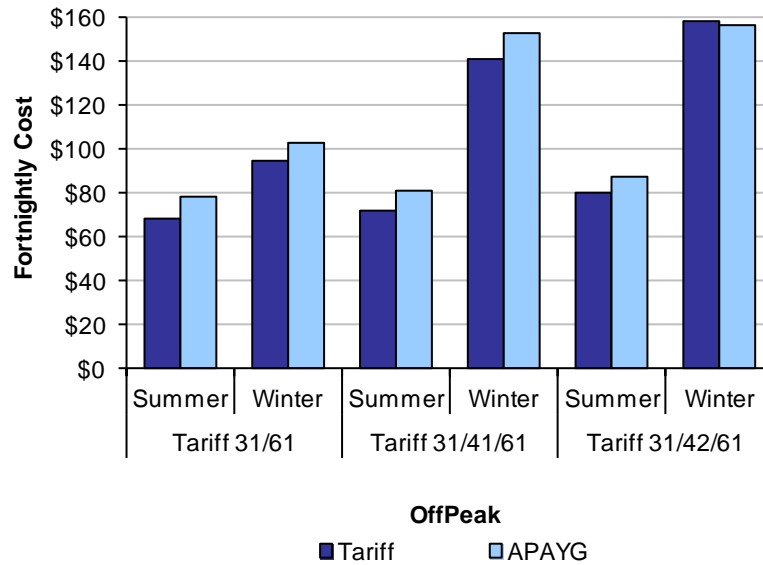


Table 3 shows that APAYG OffPeak customers generally pay more per fortnight compared to those on the standard regulated tariffs for OffPeak, particularly during summer.

FORTNIGHTLY COMPARISONS – CONCESSION CUSTOMERS

The comparisons in this section are based on APAYG and standard regulated tariff customers, with the relevant concessions applied.

Table 4: Fortnightly cost for low, medium and high consumption standard tariff concession customers (Tariff 31 and Tariff 41)⁵

	Low		Medium		High	
	Summer	Winter	Summer	Winter	Summer	Winter
Regulated tariff	\$32	\$32	\$63	\$63	\$84	\$126
APAYG	\$34	\$30	\$64	\$58	\$85	\$115
Difference	+\$2	-\$2	+\$1	-\$5	+\$1	-\$11

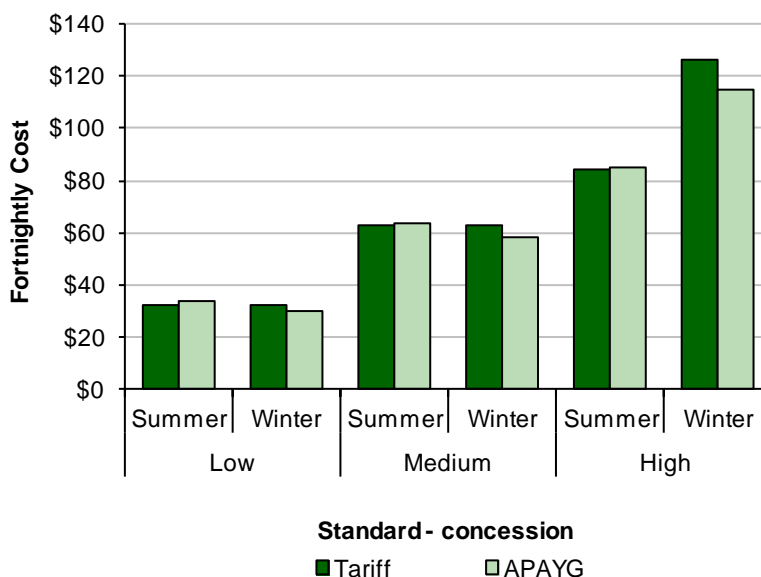


Table 4 shows that in summer, Standard APAYG concession customers pay the same per fortnight as concession customers on the standard regulated tariff, with as little as one dollar difference between the two customer types across all consumption levels. In winter, Standard APAYG concession customers pay less per fortnight than concession customers on the standard regulated tariff, with high consumption customers saving up to eleven dollars per fortnight on APAYG.

⁵ See last page for tariff details.

Table 5: Fortnightly cost for low, medium and high consumption HydroHeat concession customers (Tariff 31 and Tariff 42)

	Low		Medium		High	
	Summer	Winter	Summer	Winter	Summer	Winter
Regulated tariff	\$44	\$44	\$63	\$95	\$76	\$178
APAYG	\$48	\$41	\$68	\$89	\$82	\$166
Difference	+\$4	-\$3	+\$5	-\$6	+\$6	-\$12

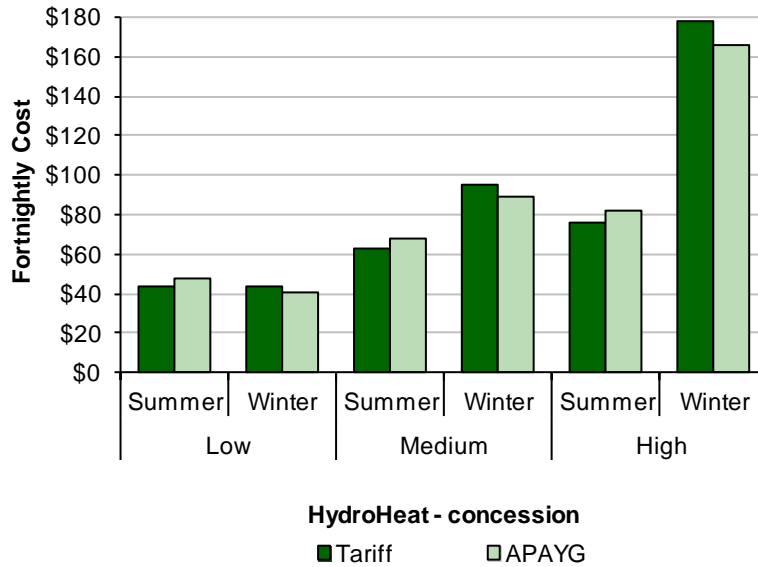


Table 5 shows that in winter, APAYG HydroHeat concession customers generally pay less per fortnight than concession customers on standard regulated tariffs across all consumption levels. In summer, APAYG HydroHeat concession customers will pay around five dollars more per fortnight.

High consumption APAYG HydroHeat customers with a concession may pay up to twelve dollars less per fortnight in winter. This compares to previous comparison reports, where winter APAYG HydroHeat fortnightly costs were significantly lower for APAYG customers than for customers on the standard regulated tariffs.

Table 6: Fortnightly cost for OffPeak concession customers

	Tariff 31/61		Tariff 31/41/61		Tariff 31/42/61	
	Summer	Winter	Summer	Winter	Summer	Winter
Regulated tariff	\$52	\$78	\$54	\$124	\$62	\$142
APAYG	\$57	\$74	\$59	\$119	\$67	\$136
Difference	+\$5	-\$4	+\$5	-\$5	+\$5	-\$6

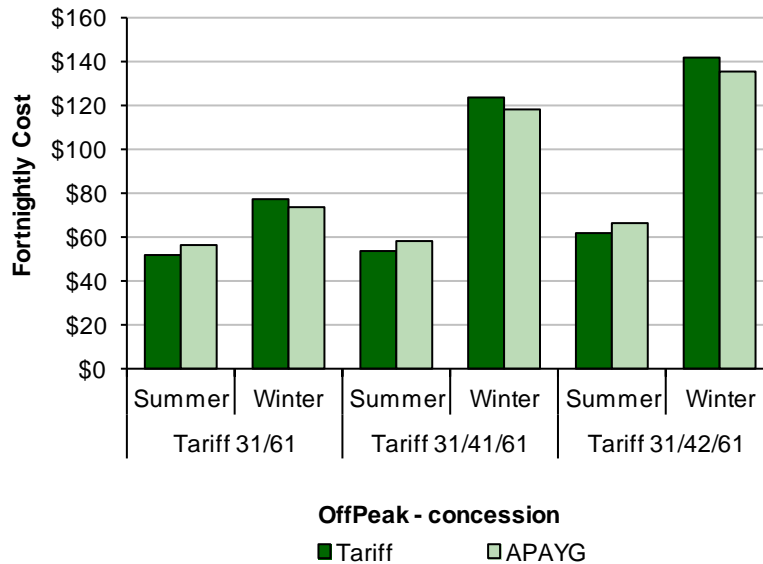


Table 6 shows that for OffPeak customers with a concession, the fortnightly cost is marginally higher for APAYG customers compared to those on the standard regulated tariffs in summer, while in winter, the opposite is true. APAYG OffPeak concession customers that consume proportionally more electricity in the winter months can expect to pay up to six dollars less per fortnight than customers on the standard regulated tariffs during winter.

ANNUAL COMPARISONS

Table 7: Annual cost for low, medium and high consumption standard tariff customers (Tariff 31 and Tariff 41)

	Low (3 706 kWh pa)	Medium (7 018 kWh pa)	High (11 660 kWh pa)
Regulated tariff	\$1 294	\$2 090	\$3 194
APAYG	\$1 414	\$2 185	\$3 260
Difference	+\$120	+\$95	+\$66
Regulated tariff - concession	\$837	\$1 633	\$2 737
APAYG - concession	\$833	\$1 577	\$2 594
Difference - concession	-\$4	-\$56	-\$143

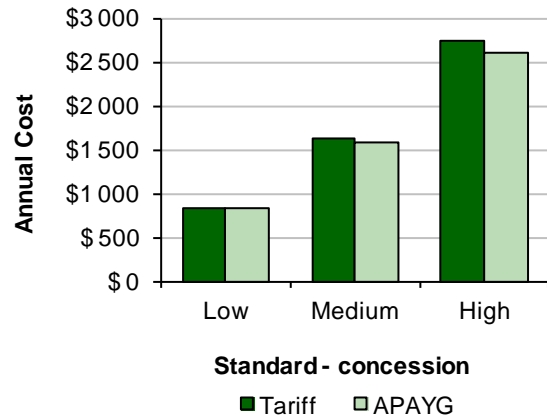
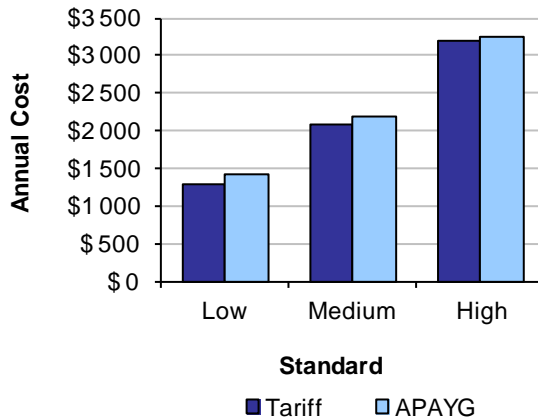


Table 7 shows that Standard APAYG customers that are not entitled to a concession pay \$66 to \$120 more per year than customers on the Standard regulated tariffs, depending on their consumption level. For households with ‘medium’ consumption, the difference between APAYG and the regulated tariff is \$95 per year, or around \$24 per quarter.

Concession customers may pay up to \$143 less over the course of the year on Standard APAYG, depending on the level of consumption and proportion of winter usage. Concession customers with low consumption will pay around the same per year on either the Standard regulated tariffs or APAYG, with the difference in this comparison only four dollars per annum between the two products.

Table 8: Annual cost for low, medium and high consumption HydroHeat customers (Tariff 31 and Tariff 42)

	Low (5 392 kWh pa)	Medium (9 587 kWh pa)	High (15 368 kWh pa)
Regulated tariff	\$1 610	\$2 508	\$3 754
APAYG	\$1 708	\$2 583	\$3 763
Difference	+\$98	+\$75	+\$9
Regulated tariff - concession	\$1 153	\$2 050	\$3 297
APAYG - concession	\$1 162	\$2 037	\$3 217
Difference - concession	+\$9	-\$14	-\$79

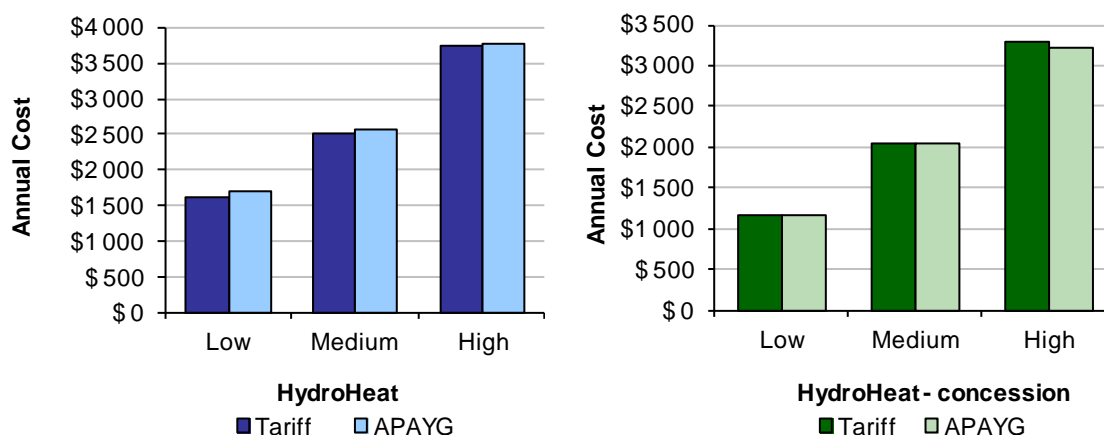


Table 8 shows annual costs for HydroHeat customers on APAYG compared to those on standard regulated tariffs, with and without concessions applied. Over the course of a year, HydroHeat customers pay more on APAYG than those on the standard regulated tariffs although, at high consumption levels, the difference is immaterial. At low and medium consumption, quarterly bills differ by around \$25 and \$19, respectively between APAYG and the regulated tariff.

For concession customers, HydroHeat APAYG customers generally pay less over the year than those on the standard regulated tariffs, although the difference in the cost of the two products is minimal. Concession customers with low consumption will pay around the same per year on either the regulated tariffs or APAYG.

On average, APAYG HydroHeat customers may pay up to \$98 more per year while those with a concession may pay up to \$79 less per year on APAYG, depending on the level of consumption.

Table 9: Annual cost for OffPeak customers

	Tariff 31/61 (7 850 kWh pa)	Tariff 31/41/61 (10 838 kWh pa)	Tariff 31/42/61 (12 586 kWh pa)
Regulated tariff	\$2 138	\$2 773	\$3 107
APAYG	\$2 369	\$3 043	\$3 181
Difference	+\$231	+\$270	+\$74
Regulated tariff - concession	\$1 680	\$2 315	\$2 649
APAYG - concession	\$1 704	\$2 319	\$2 635
Difference - concession	+\$24	+\$4	-\$14

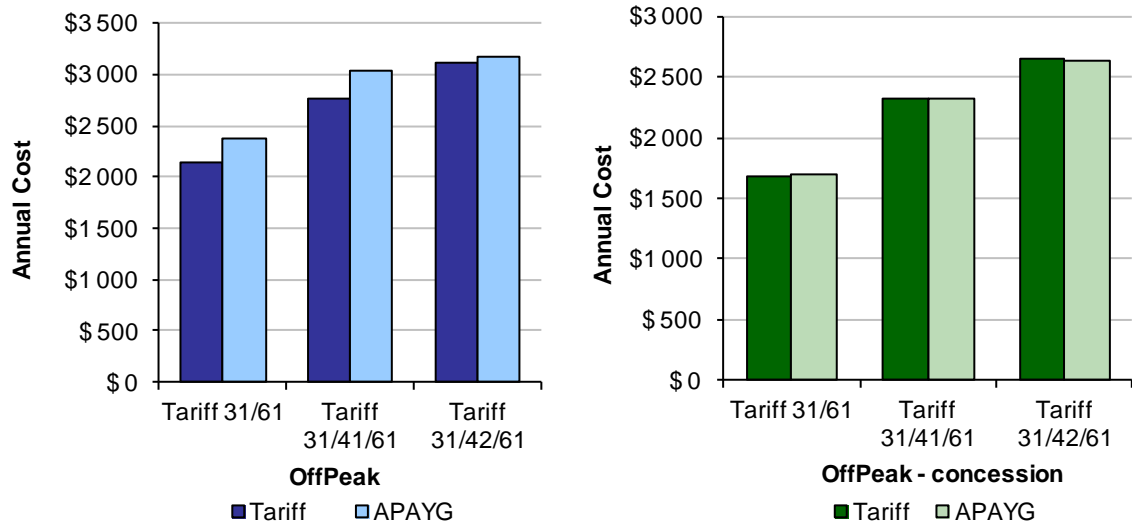


Table 9 shows annual costs for OffPeak customers on APAYG compared to those on standard regulated tariffs, with and without the relevant concessions. Over the course of a year, OffPeak customers pay \$74 to \$270 more on APAYG than those on the standard regulated tariffs, depending on the level of consumption.

OffPeak customers with a concession pay about the same over the course of a year on APAYG as the regulated tariffs, with the difference in costs being minimal.

Overall, the comparisons show that over the course of a year, those who are not concession customers generally pay more on APAYG than on the regulated tariffs, although the difference is only a few dollars per fortnight, on average \$120 more over the course of a year. However, APAYG customers with the ability to modify their usage can take advantage of low winter rates to reduce their annual bills and bring them into line with the regulated tariffs.

Residential customers entitled to a concession may save a small percentage on their annual electricity bills on APAYG compared to the regulated tariffs, although the difference between the two products is immaterial at typical household consumption levels. Over the course of a year, APAYG concession customers may pay up to \$143 less, depending on the level of consumption and proportion of winter usage.

APAYG RATES AND CHARGES: AS AT 27 JULY 2013

The following rates⁶ apply to all Aurora Pay As You Go customers, except those in **bold** which apply only to concession card holders.

Summer (c/kWh)		6.30am – 11.00am	11.00am – 4.30pm	4.00pm – 10.30pm	10.30pm – 6.30am
APAYG Standard	Mon – Fri	29.60	23.03	29.60	13.43
	Sat - Sun	23.03	23.03	23.03	13.43
APAYG HydroHeat	Mon – Fri	29.00	22.58	29.00	13.13
	Sat - Sun	22.18	22.58	22.58	13.13
APAYG OffPeak	Mon – Fri	29.60	22.62	29.60	13.43
	Sat - Sun	23.03	23.03	23.03	13.43

Winter (c/kWh)		6.30am – 11.00am		11.00am – 4.30pm		4.00pm – 8.00pm		8.00pm – 6.30am	
APAYG Standard	Mon – Fri	29.64		23.80		23.80	21.07	18.80	16.95
	Sat - Sun	23.38	21.07	23.38	21.07	23.80	21.07	18.47	16.95
APAYG HydroHeat	Mon – Fri	24.27		24.27		16.95		16.95	
	Sat - Sun	24.27		24.27		16.95		16.95	
APAYG OffPeak	Mon – Fri	29.64		23.80		23.80	21.07	17.38	14.25
	Sat - Sun	23.80	21.07	23.80	21.07	23.80	21.07	17.38	14.25

Prices are inclusive of GST.

APAYG Fixed charges (c/day)

	Non-concession	Concession
APAYG Standard	151.46	n/a
APAYG HydroHeat	149.96	n/a
APAYG OffPeak	155.88	n/a

n/a – not applicable. There is no daily standing charge for concession card holders.

⁶ Aurora's APAYG tariff schedule is available at: www.auroraenergy.com.au

STANDARD REGULATED TARIFFS: AS AT 1 JULY 2013

Tariff		Fixed charges (cents per day)	Energy (all kWh) (cents per kWh)	Conditions⁷
Tariff 31	Residential light and power	100.326	28.283	
Tariff 41	Hot water supply systems	19.431	17.057	This tariff applies only in association with Tariff 31
Tariff 42	HydroHeat (Residential hot water and space heating)	19.431	17.057	This tariff applies only in association with Tariff 31
Tariff 61	OffPeak with afternoon boost	24.623	13.733	This tariff applies only in association with Tariff 31
Tariff 62	OffPeak, night period only	24.623	12.934	This tariff applies only in association with Tariff 31
Concession		125.71 cents per day (from 1 July 2013) ⁸ Annual Rebate capped at \$458.84		

Prices are inclusive of GST.

⁷ For full tariff conditions, see Aurora's approved electricity tariff schedule, available at: www.auroraenergy.com.au

⁸ Concession details are available from: http://www.concessions.tas.gov.au/concessions/electricity_and_heating