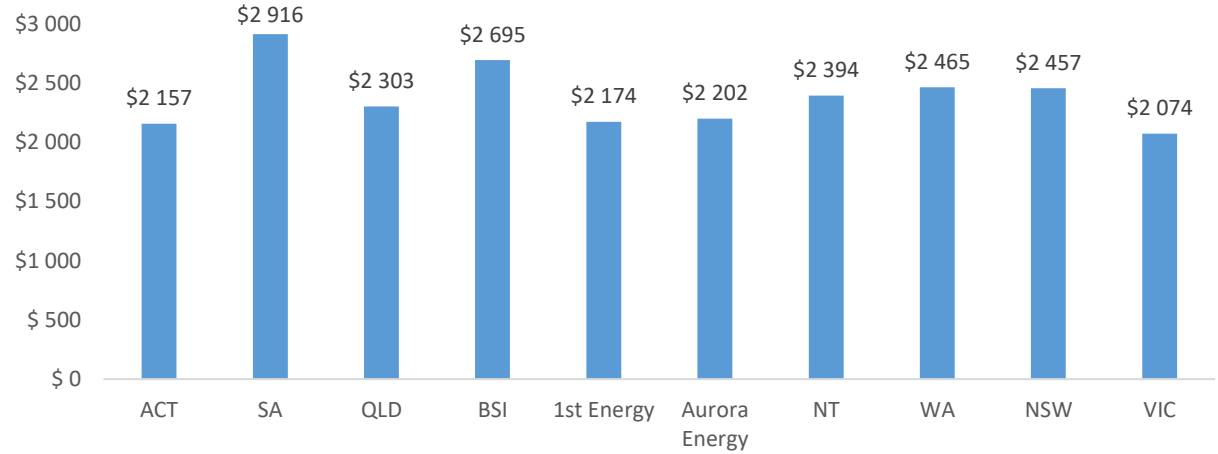


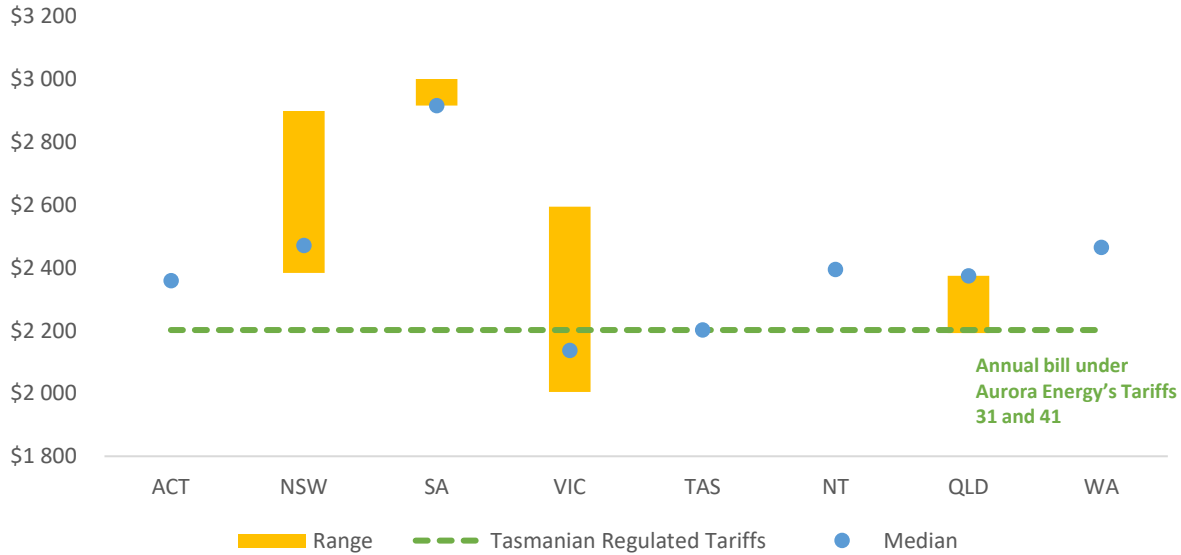
**GENERAL USAGE/CONTROLLED LOAD TARIFFS: NON-CONCESSION RESIDENTIAL CUSTOMERS<sup>1</sup>**

NON-CONCESSION RESIDENTIAL CUSTOMERS' ANNUAL ELECTRICITY BILLS UNDER SELECTED **REPRESENTATIVE** GENERAL USAGE/CONTROLLED LOAD TARIFFS (8 028 kWh)

- At the typical customer's consumption of 8 028 kWh, annual bills under 1st Energy's tariff and Aurora Energy's tariffs are the 3rd and 4th lowest respectively of the representative tariffs across Australia.



RANGE OF NON-CONCESSION RESIDENTIAL CUSTOMERS' ANNUAL BILLS ON **REGULATED** GENERAL USAGE/CONTROLLED LOAD TARIFFS (8 028 kWh)



- At the typical customer's consumption of 8 028 kWh, the annual bill of \$2 202 under Tariffs 31 and 41 in Tasmania is below the bills under comparable regulated tariffs in all other jurisdictions except under some tariffs in Victoria and one in Queensland.

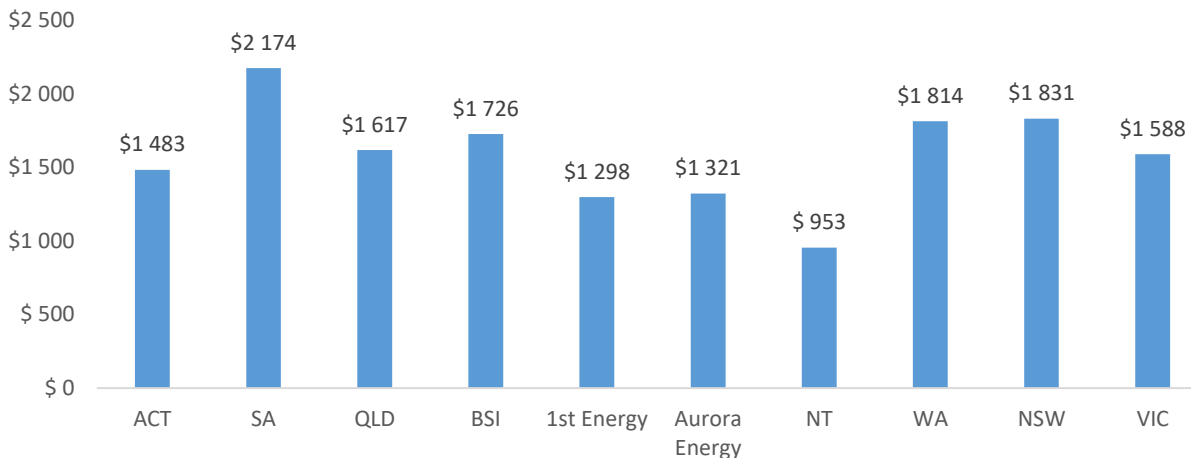
The report is available at: [www.economicregulator.tas.gov.au](http://www.economicregulator.tas.gov.au)

1: All electricity and gas prices are as at 1 September 2022.

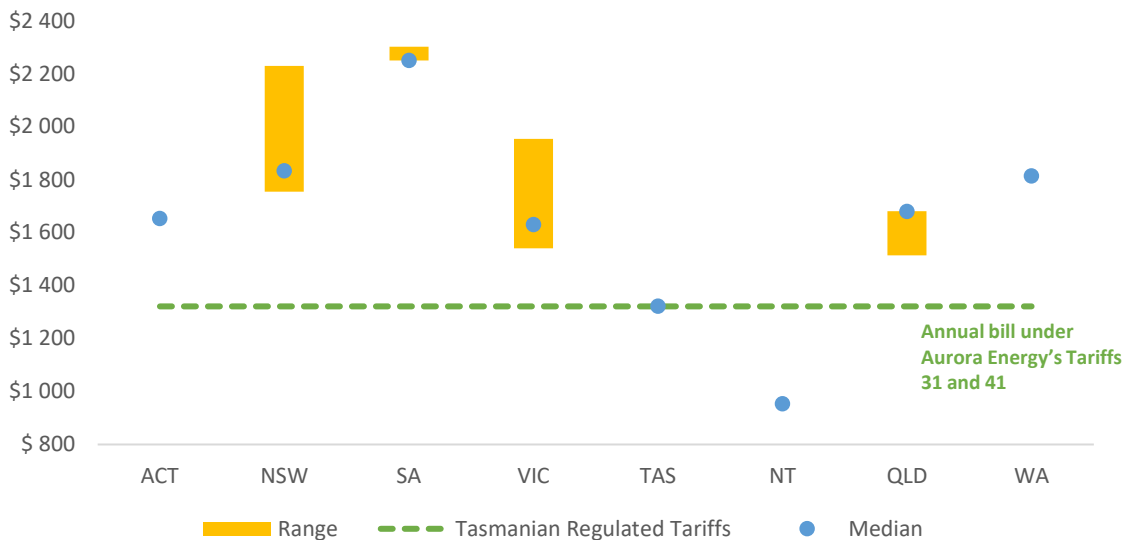
GENERAL USAGE/CONTROLLED LOAD TARIFFS: RESIDENTIAL CONCESSION CUSTOMERS<sup>1</sup>

CONCESSION CUSTOMERS' ANNUAL ELECTRICITY BILLS UNDER SELECTED **REPRESENTATIVE** GENERAL USAGE/CONTROLLED LOAD TARIFFS (6 684 kWh)

- At the typical concession customer's consumption of 6 684 kWh, annual bills under 1st Energy's tariff and Aurora Energy's tariffs are the 2nd and 3rd lowest respectively of the representative tariffs selected. The Northern Territory has the lowest bill due to a very high concession available to customers.



RANGE OF CONCESSION CUSTOMERS' ANNUAL BILLS ON **REGULATED** GENERAL USAGE/CONTROLLED LOAD TARIFFS (6 684 kWh)



- At the typical concession customer's consumption of 6 684 kWh, the annual bill of \$1 321 under Tariffs 31 and 41 in Tasmania is below the bills under comparable regulated tariffs in all other jurisdictions except the Northern Territory.

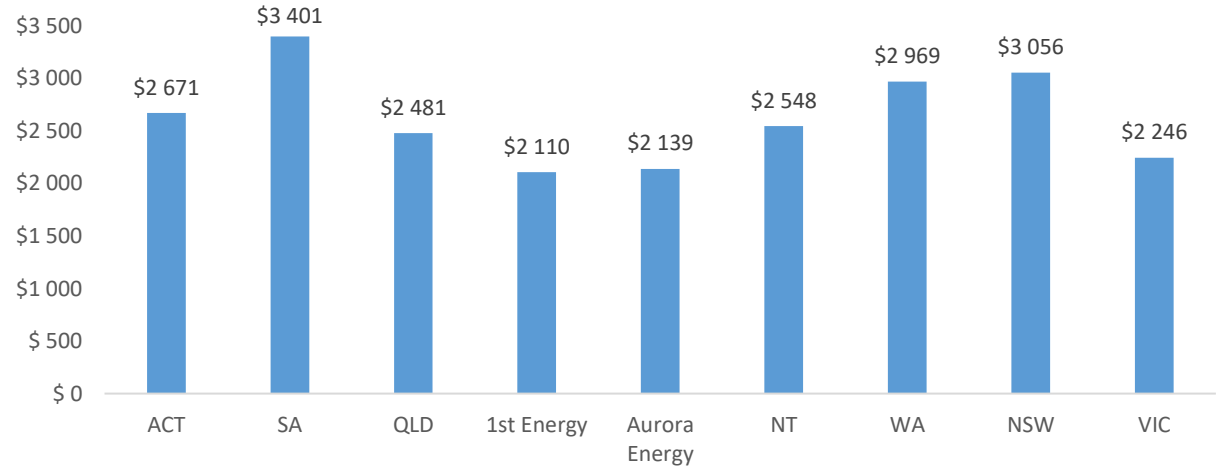
The report is available at: [www.economicregulator.tas.gov.au](http://www.economicregulator.tas.gov.au)

1: All electricity and gas prices are as at 1 September 2022.

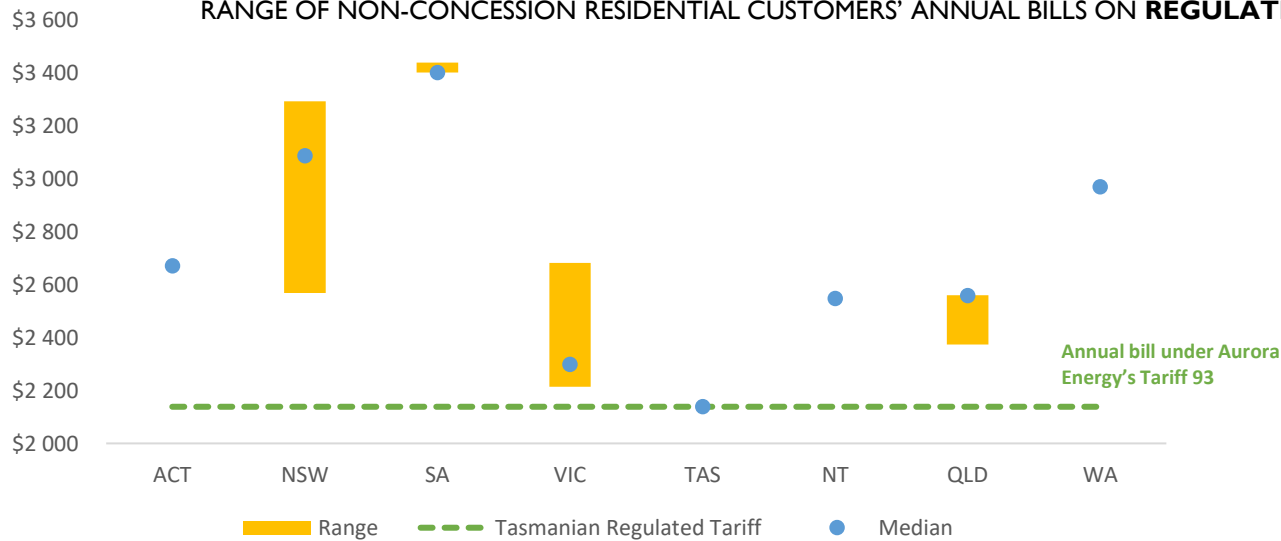
TIME-OF-USE TARIFFS: NON-CONCESSION RESIDENTIAL CUSTOMERS<sup>1</sup>

NON-CONCESSION RESIDENTIAL CUSTOMERS' ELECTRICITY ANNUAL BILLS UNDER SELECTED **REPRESENTATIVE** TIME-OF-USE TARIFFS (8 288 kWh)

- At the typical customer's consumption of 8 288 kWh, annual bills under 1st Energy's tariff and Aurora Energy's tariff are the lowest and 2nd lowest respectively of the representative tariffs across Australia.



RANGE OF NON-CONCESSION RESIDENTIAL CUSTOMERS' ANNUAL BILLS ON **REGULATED** TIME-OF-USE TARIFFS (8 288 kWh)



- At the typical customer's consumption of 8 288 kWh, the annual bill of \$2 139 under Tariff 93 in Tasmania is below the bills under comparable regulated tariffs in all other jurisdictions.

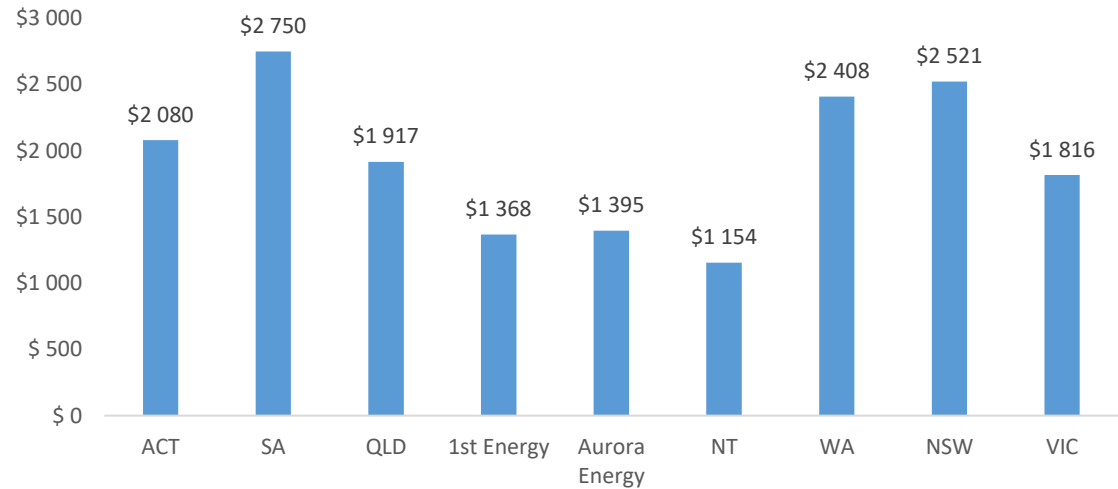
The report is available at: [www.economicregulator.tas.gov.au](http://www.economicregulator.tas.gov.au)

1: All electricity and gas prices are as at 1 September 2022.

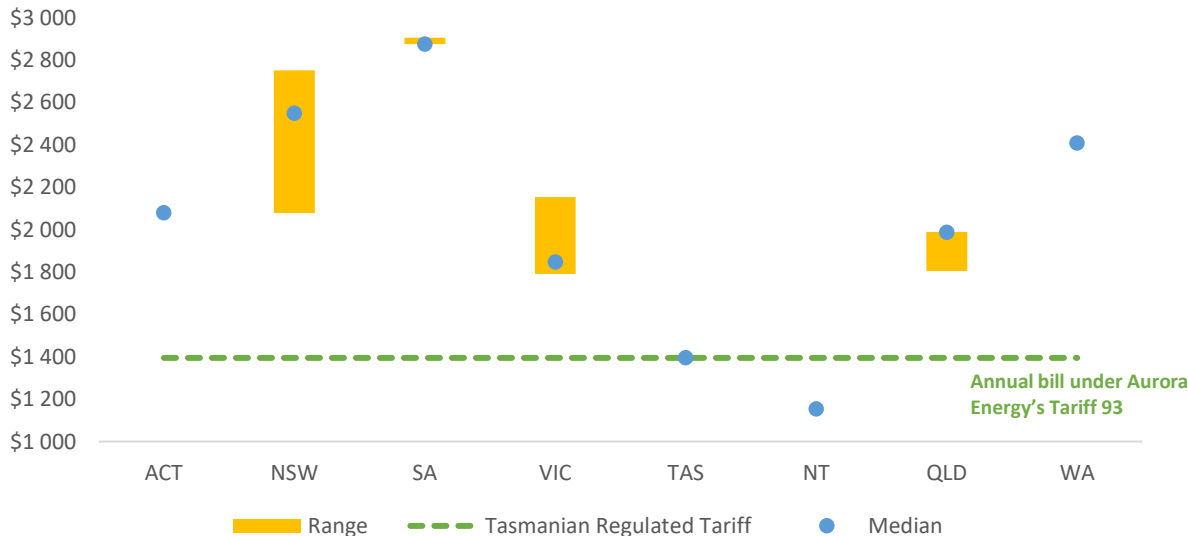
TIME-OF-USE TARIFFS: RESIDENTIAL CONCESSION CUSTOMERS<sup>1</sup>

CONCESSION CUSTOMERS' ANNUAL ELECTRICITY BILLS UNDER SELECTED REPRESENTATIVE TIME-OF-USE TARIFFS (7 508 kWh)

- At the typical concession customer's consumption of 7 508 kWh, annual bills under 1st Energy's tariff and Aurora Energy's tariff are the 2nd and 3rd lowest respectively of the representative tariffs selected. The Northern Territory has the lowest bill due to a very high concession available to customers.



RANGE OF RESIDENTIAL CONCESSION CUSTOMERS' ANNUAL BILLS ON REGULATED TIME-OF-USE TARIFFS (7 508 kWh)



- At the typical concession customer's consumption of 7 508 kWh, the annual bill of \$1 395 under Tariff 93 in Tasmania is below the bills under comparable regulated tariffs in all other jurisdictions except the Northern Territory.

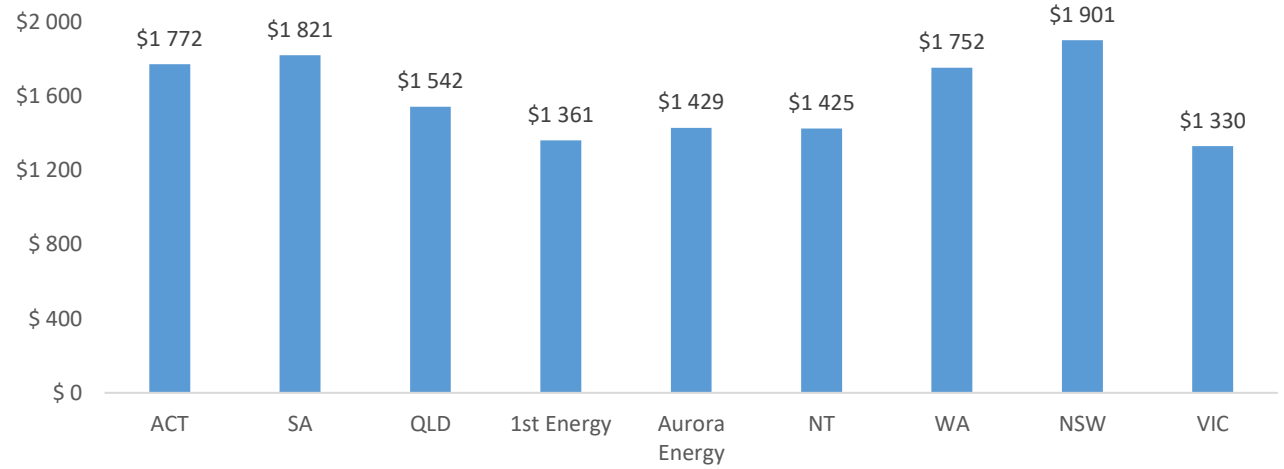
The report is available at: [www.economicregulator.tas.gov.au](http://www.economicregulator.tas.gov.au)

1: All electricity and gas prices are as at 1 September 2022.

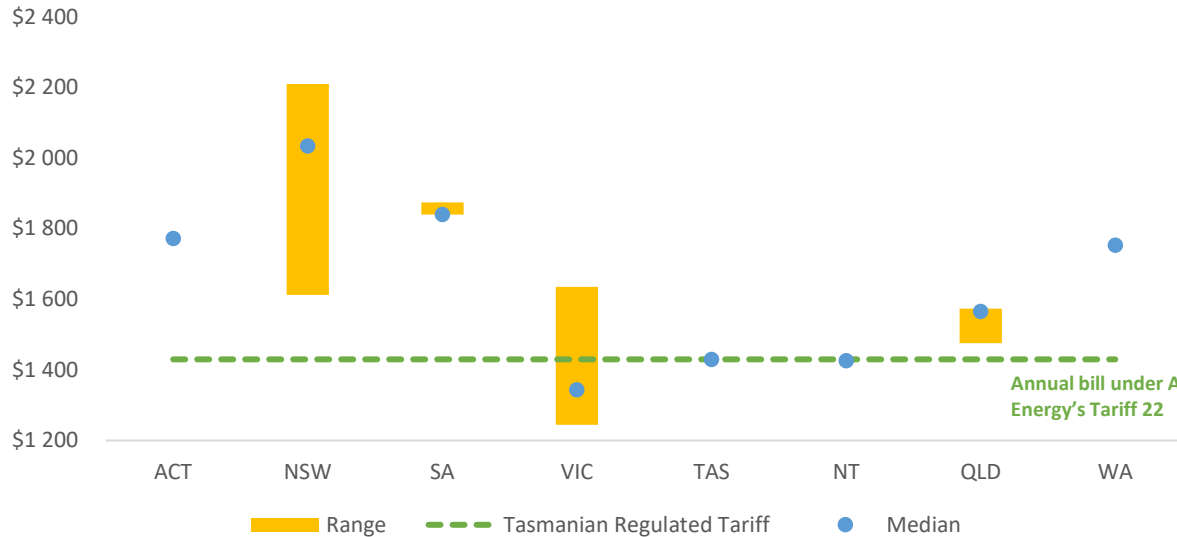
GENERAL USAGE TARIFFS: BUSINESS CUSTOMERS<sup>1</sup>

BUSINESS CUSTOMERS' ANNUAL ELECTRICITY BILLS UNDER SELECTED REPRESENTATIVE GENERAL USAGE TARIFFS (3 508 kWh)

- At the typical business' consumption of 3 508 kWh, annual bills under 1st Energy's tariff and Aurora Energy's tariff are the 2nd and 4th lowest respectively of the representative tariffs selected.
- For annual consumption above 5 000 kWh, annual bills under 1st Energy's tariff and Aurora Energy's tariff are the 2nd and 3rd lowest respectively, due to the low energy price for the second energy block.



RANGE OF BUSINESS CUSTOMERS' ANNUAL BILLS ON REGULATED GENERAL USE TARIFFS (3 508 kWh)



- At the typical business' consumption of 3 508 kWh, the annual bill of \$1 429 under Tariff 22 in Tasmania is below the bills under comparable regulated tariffs in all other jurisdictions except under some tariffs in Victoria and one in the Northern Territory.
- For annual consumption at 20 000 kWh, annual bills of \$5 567 under Tariff 22 in Tasmania are below the bills under comparable regulated tariffs in all other jurisdictions except under some tariffs in Victoria.

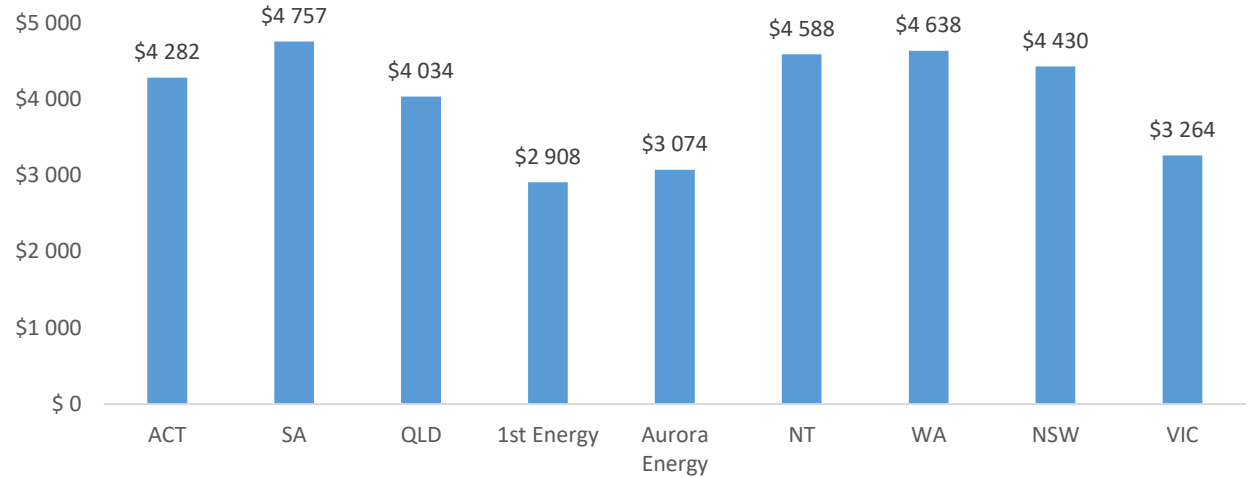
The report is available at: [www.economicregulator.tas.gov.au](http://www.economicregulator.tas.gov.au)

1: All electricity and gas prices are as at 1 September 2022.

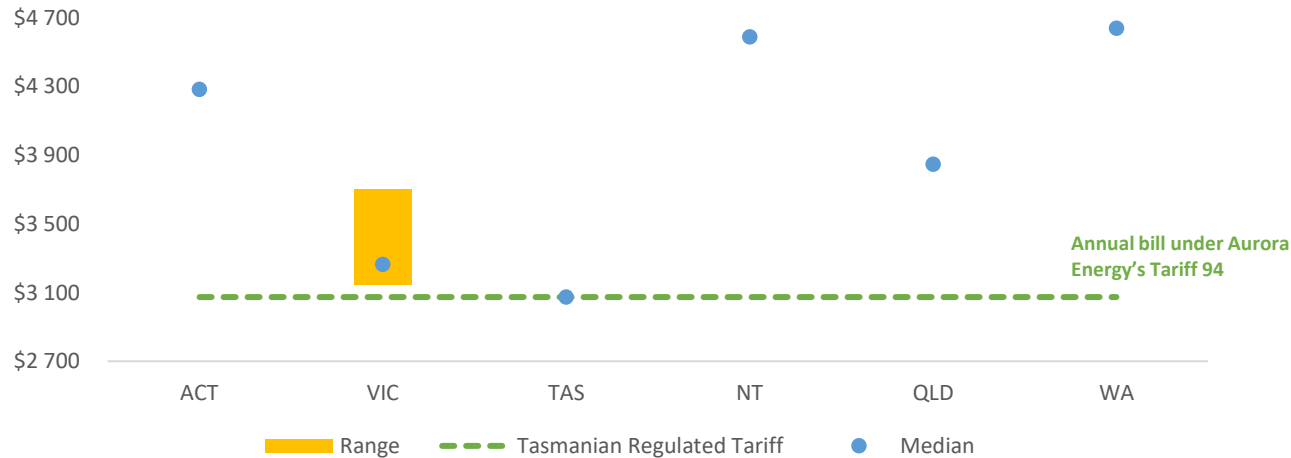
TIME-OF-USE TARIFFS: BUSINESS CUSTOMERS<sup>1</sup>

BUSINESS CUSTOMERS' ANNUAL ELECTRICITY BILLS UNDER SELECTED REPRESENTATIVE TIME-OF-USE TARIFFS (12 180 kWh)

- At the typical business' consumption of 12 180 kWh, annual bills under 1st Energy's tariff and Aurora Energy's tariff are the lowest and 2nd lowest respectively of the representative tariffs selected.



RANGE OF BUSINESS CUSTOMERS' ANNUAL BILLS ON REGULATED TIME-OF-USE TARIFFS (12 180 kWh)



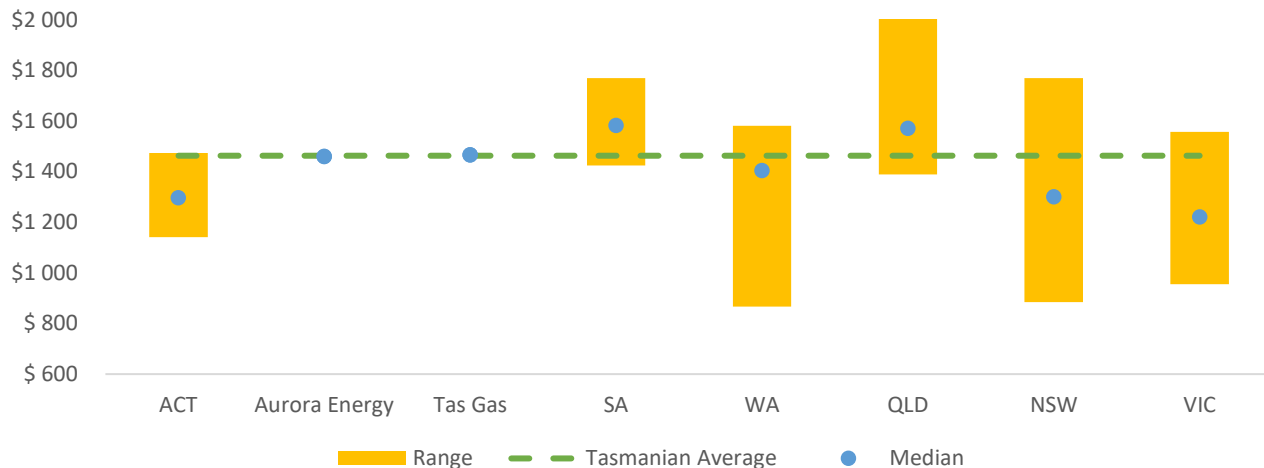
- At the typical business' consumption of 12 180 kWh, the annual bill of \$3 074 under Tariff 94 in Tasmania is below the bills under comparable regulated tariffs in all other jurisdictions.

The report is available at: [www.economicregulator.tas.gov.au](http://www.economicregulator.tas.gov.au)

1: All electricity and gas prices are as at 1 September 2022.

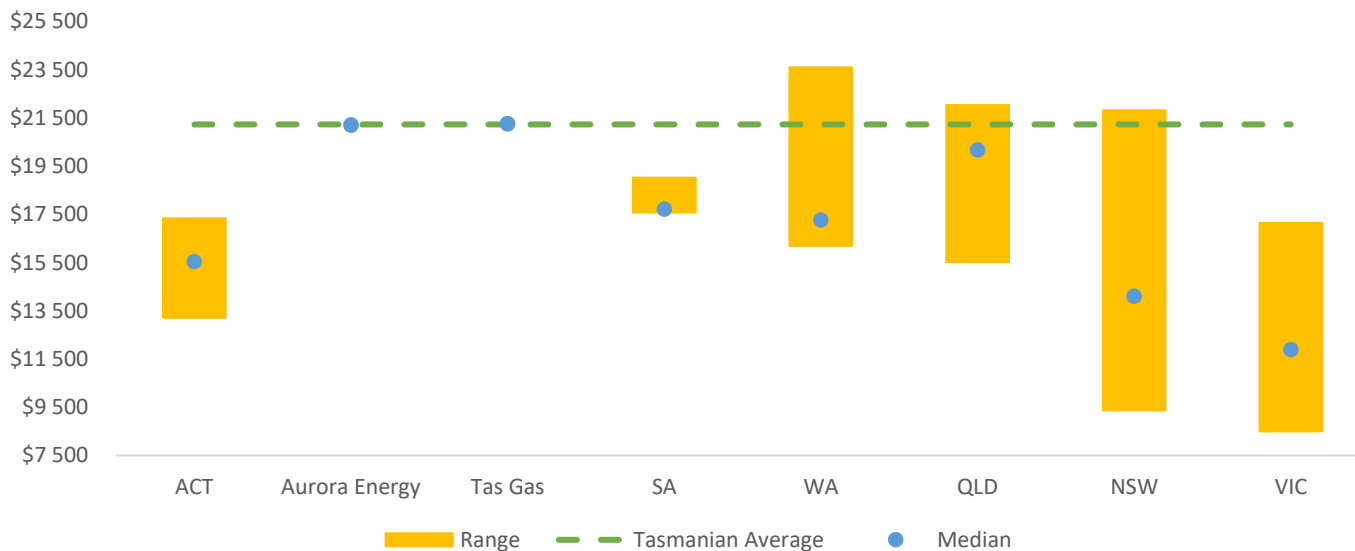
GENERAL USAGE TARIFFS FOR NATURAL GAS<sup>1</sup>

RANGE OF RESIDENTIAL CUSTOMERS' ANNUAL BILLS UNDER GENERAL USAGE TARIFFS (30 000 MJ)



- In Tasmania, annual gas bills are high due to high energy prices and the very small gas market. Tariffs are available to customers in some mainland jurisdictions that result in lower annual gas bills.
- For residential customers who consume 30 000MJ annually, the annual bill is \$1 465 under Tas Gas Retail’s tariff and \$1 459 under Aurora Energy’s tariff.

RANGE OF BUSINESS CUSTOMERS' ANNUAL BILLS UNDER GENERAL USAGE TARIFFS (473 000 MJ)



- For business customers who consume 473 000MJ annually, the annual bill is \$21 257 under Tas Gas Retail’s business tariff and \$21 205 under Aurora Energy’s business tariff. This is substantially more than under many tariffs in mainland Australia.

The report is available at: [www.economicregulator.tas.gov.au](http://www.economicregulator.tas.gov.au)

1: All electricity and gas prices are as at 1 September 2022.